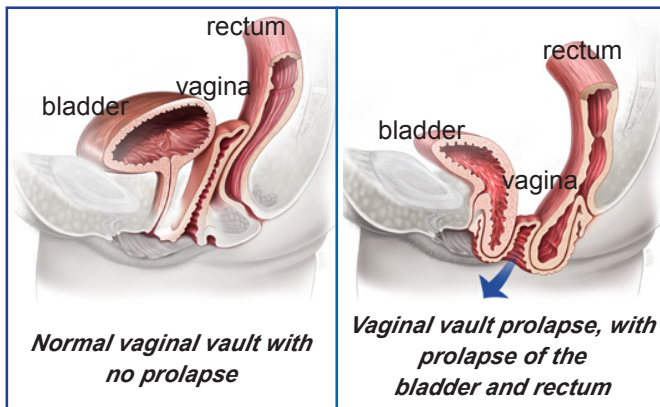


Sacrospinous Fixation/ Ileococcygeus Suspension

A Guide for Women

1. What is a sacrospinous fixation?
2. What will happen to me before the operation?
3. What will happen to me after the operation?
4. What are the chances of success?
5. Are there any complications?
6. When can I return to my usual routine?

Prolapse of the vagina or uterus is a common condition with up to 11% of women requiring surgery during their lifetimes. Prolapse often occurs as a result of damage to the support structures of the uterus and vagina.



Symptoms related to prolapse include a bulge or sensation of fullness in the vagina, or an external bulge that extends outside the vagina. It may cause a heavy or dragging sensation in the vagina or lower back and difficulties with passing urine or bowel motions, for some women it causes difficulty or discomfort during intercourse.

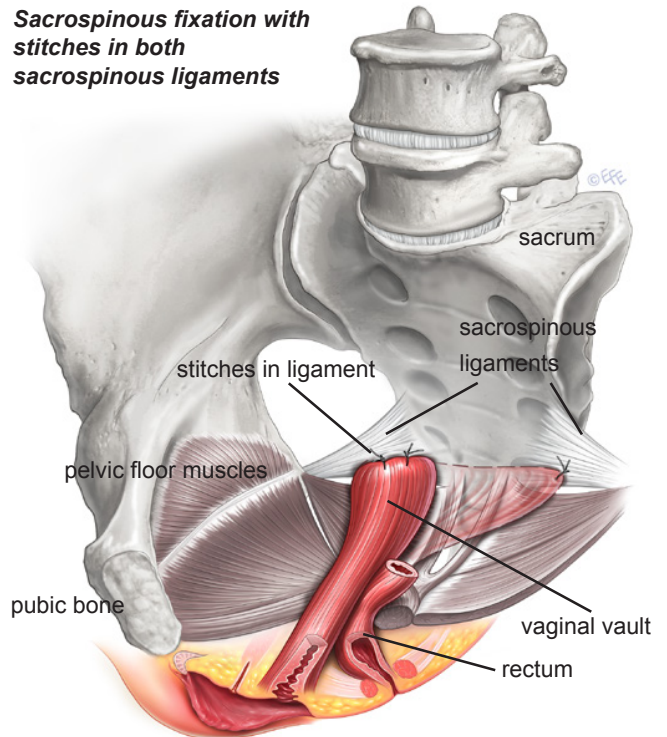
What is a sacrospinous fixation?

A sacrospinous fixation is an operation designed to restore support to the uterus or vaginal vault (in a woman who has had a hysterectomy). Through a cut in the vagina, stitches are placed into a strong ligament (sacrospinous ligament) in the pelvis and then to the cervix or vaginal vault. The stitches can be either permanent or slowly absorbed over time, eventually they are replaced by scar tissue that then supports the vagina or uterus. This procedure is often combined with a vaginal hysterectomy and/or surgery to treat prolapse of the bladder, bowel or stress urinary incontinence.

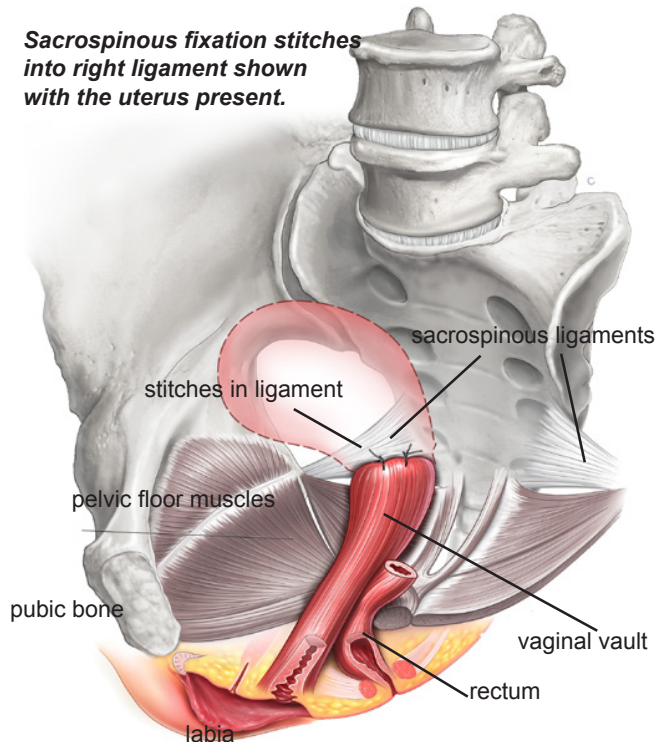
What will happen to me before the operation?

You will be asked about your general health and medication that you are taking. Any necessary investigations (for example, blood tests, ECG, chest x-ray) will be organized. You will also receive information about your admission, hospital stay, operation, pre- and postoperative care.

Sacrospinous fixation with stitches in both sacrospinous ligaments



Sacrospinous fixation stitches into right ligament shown with the uterus present.



What will happen to me after the operation?

When you wake up from the anesthetic you will have a drip to give you fluids and may have a catheter in your bladder. Often the surgeon will place a pack inside the vagina to reduce any bleeding into the tissues. Both the pack and the catheter are usually removed within 24 to 48 hours of the operation.

It is normal to get a creamy white discharge for 4 to 6 weeks after surgery. This is due to the presence of stitches in the vagina; as the stitches absorb the discharge will gradually reduce. If the discharge has a bad smell, contact your doctor.

You may get some blood stained discharge immediately after surgery or starting about a week after surgery. This blood is usually quite thin and old, brownish looking and is the result of the body breaking down blood trapped under the skin.

What are the chances of success?

Quoted success rates for sacrospinous fixation and ileococcygeus suspension are between 80 to 90%. However, there is a chance that the prolapse might come back in the future, or another part of the vagina may prolapse for which you would need further surgery.

Are there any complications?

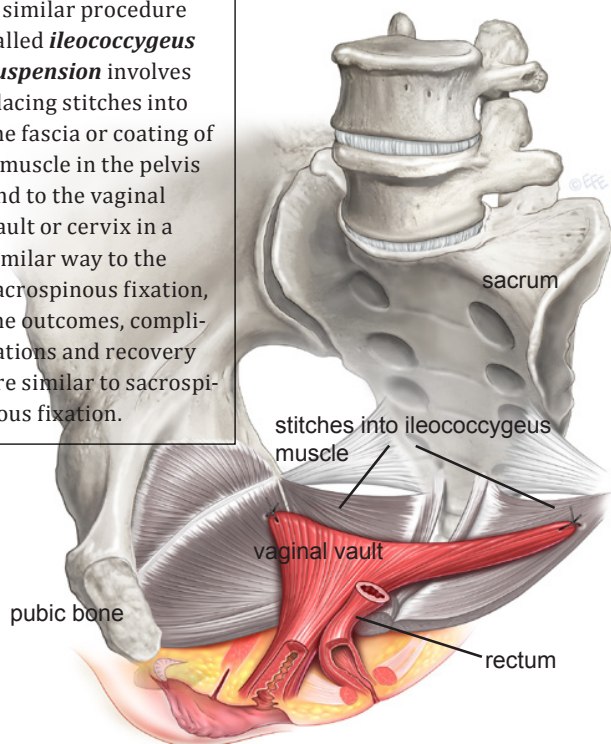
With any operation there is always a risk of complications. The following general complications can happen after any surgery:

Anesthetic problems. With modern anesthetics and monitoring equipment, complications due to anesthesia are very rare. Surgery can be performed using a spinal or general anesthetic, your anesthetist will discuss what will be most suitable for you.

Bleeding. Serious bleeding requiring blood transfusion is unusual following vaginal surgery.

Ileococcygeus Suspension

A similar procedure called ***ileococcygeus suspension*** involves placing stitches into the fascia or coating of a muscle in the pelvis and to the vaginal vault or cervix in a similar way to the sacrospinous fixation, the outcomes, complications and recovery are similar to sacrospinous fixation.



Post operative infection. Although antibiotics are often given just before surgery and all attempts are made to keep surgery sterile, there is a small chance of developing an infection in the vagina or pelvis. Symptoms include an unpleasant smelling vaginal discharge, fever and pelvic pain or abdominal discomfort. If you become unwell contact your doctor.

Bladder infections (cystitis) occur in about 6% of women after surgery and are more common if a catheter has been used. Symptoms include burning or stinging when passing urine, urinary frequency and sometimes blood in the urine. Cystitis is usually easily treated by a course of antibiotics.

The following complications are more related to Sacrospinous fixation/Ileococcygeus suspension:

- Approximately one in ten women who have a sacrospinous fixation will get pain in their buttock for the first few weeks after surgery. This will get better by itself, and you will be given pain killers to help. It is also quite common to get some stabbing or burning rectal pain that settles within a short time.
- Constipation is a common short term problem and your doctor may prescribe laxatives for this, try to maintain a high fiber diet and drink plenty of fluids to help as well.
- Some women develop pain or discomfort with intercourse. Whilst every effort is made to prevent this happening, it is sometimes unavoidable. Some women also find intercourse is more comfortable after their prolapse is repaired.

When can I return to my usual routine?

You should be able to drive and be fit enough for light activities such as short walks within a month of surgery. We advise you to avoid heavy lifting and sport for at least 6 weeks to allow the wounds to heal. It is usually advisable to plan to take 4 to 6 weeks off work. Your doctor can guide you as this will depend on your job type and the exact surgery you have had.

You should wait six weeks before attempting sexual intercourse, some women find using additional lubricant during intercourse is helpful. Lubricants can easily be bought at supermarkets or pharmacies.

For more information please see the leaflet:

Pelvic Organ Prolapse and Stress Urinary Incontinence.